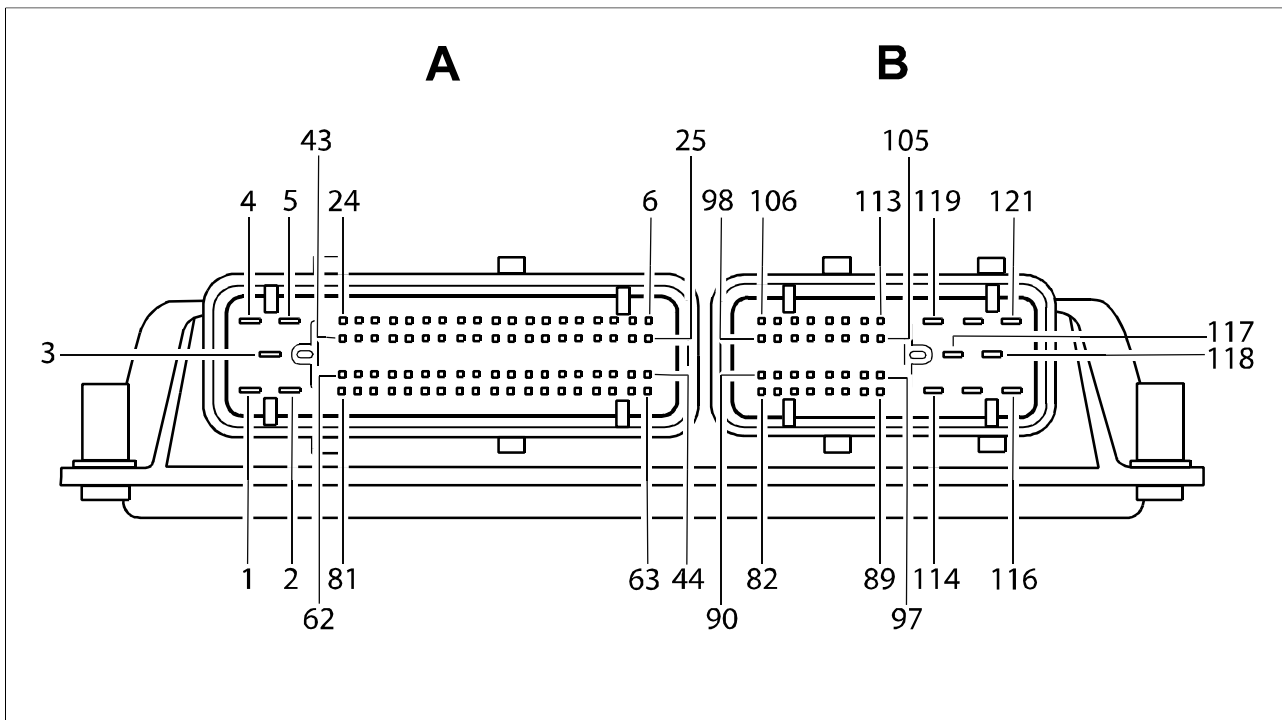



Connector assignment

Level control module



Wiring harness plug A, 81-pin, level control module



Pin	Designation	Pin	Designation
1	Terminal 31	2	Terminal 31
3	Terminal 15	4	Terminal 30
5	Terminal 30	6 to 16	Not used
17	Air-spring valve, rear right 'ground activation'	18	Air-spring valve, front left 'ground activation'
19	Air-spring valve, front right 'ground activation'	20	Air-spring valve, rear left 'ground activation'
21 to 24	Not used	25	Signal for headlight beam adjustment
26 to 30	Not used	31	Compressor relay 'ground activation'
32	Not used	33	Vent valve 'ground activation'
34	Accumulator valve 'ground activation'	35	Not used
36	Compressor relay 'B+ activation'	37	Solenoid block 'B+ activation'



Pin	Designation	Pin	Designation
38 to 42	Not used	43	Air-spring valve (vent) 'B+ activation'
44 to 45	Not used	46	Selector switch (level control module)
47 to 52	Not used	53	Door signal
54	Tyre filling connection 1	55	Tyre filling connection 2
56 to 60	Not used	61	CAN 'high'
62	Not used	63	Power supply for vehicle level sensor, front left
64	Power supply for vehicle level sensor, rear left	65	Power supply for vehicle level sensor, front right
66	Power supply for vehicle level sensor, rear right	67	Power supply for pressure sensor
68 to 73	Not used	74	Ground for vehicle level sensor, rear right
75	Ground for vehicle level sensor, rear left	76	Ground for vehicle level sensor, front right
77	Ground for vehicle level sensor, front left	78 to 79	Not used
80	Not used	81	CAN 'low'

Wiring harness plug B, 40-pin, level control module (pin assignment includes PASM)

Pin	Designation	Pin	Designation
82	Signal for vehicle level sensor, front left	83	Signal for vehicle level sensor, front right
84	Signal for pressure sensor	85	Signal for temperature sensor
86	Signal for wheel acceleration sensor on air-spring strut, front left (only with PASM)	87	Signal for wheel acceleration sensor on air-spring strut, front right (only with PASM)
88	Not used	89	Not used
90	Signal for vehicle level sensor, rear left	91	Signal for vehicle level sensor, rear right
92	Ground for pressure sensor	93	Ground for temperature sensor
94	Signal for body acceleration sensor, front left (only with PASM)	95	Signal for body acceleration sensor, front right (only with PASM)
96	Signal for body acceleration sensor, rear (only with PASM)	97	Not used
98	Ground for wheel acceleration sensor on air-spring strut, front left (only with PASM)	99	Ground for wheel acceleration sensor on air-spring strut, front right (only with PASM)
100	Ground for tyre filling connection on air-spring strut, rear left	101	Not used
102	Ground for body acceleration sensor, front left (only with PASM)	103	Ground for body acceleration sensor, front right (only with PASM)



Pin	Designation	Pin	Designation
104	Ground for body acceleration sensor, rear (only with PASM)	105	Not used
106	Power supply for body acceleration sensor, front right (only with PASM)	107	Power supply for wheel acceleration sensor on air-spring strut, front right (only with PASM)
108	Not used	109	Power supply for body acceleration sensor, rear left (only with PASM)
110	Power supply for wheel acceleration sensor on air-spring strut, front right (only with PASM)	111	Power supply for body acceleration sensor, front left (only with PASM)
112	Not used	113	Not used
114	Air-spring strut, rear left 'low' (only with PASM)	115	Air-spring strut, front left 'high' (only with PASM)
116	Air-spring strut, front right 'high' (only with PASM)	117	Air-spring strut, front left 'low' (only with PASM)
118	Air-spring strut, front right 'low' (only with PASM)	119	Air-spring strut, rear left 'high' (only with PASM)
120	Air-spring strut, rear right 'low' (only with PASM)	121	Air-spring strut, rear right 'high' (only with PASM)

